












### 1. How old are you?

		Response Percent	Response Count
5-9		6.8%	40
10-13		24.1%	142
14-18		69.0%	406
answered question			588
skipped question			0





### 2. Are you a male or female?

		Response Percent	Response Count
Male		9.2%	54
Female		90.8%	534
answered question			588
skipped question			0





### 3. How long have you been a member of AjPHA?

		Response Percent	Response Count
1-3 years		62.6%	368
4-6 years		23.6%	139
7-9 years		7.5%	44
10-13 years		3.4%	20
Over 13 years		1.2%	7
Not a member		1.7%	10
<b>answered question</b>			<b>588</b>
<b>skipped question</b>			<b>0</b>



### 4. How many other people in your household are AjPHA/APHA members?

		Response Percent	Response Count
0		39.6%	231
1-2		49.9%	291
3-4		9.3%	54
5 or more		1.2%	7
<b>answered question</b>			<b>583</b>
<b>skipped question</b>			<b>5</b>











### 5. How many horses do you/family own/show?

		Response Percent	Response Count
1		20.9%	122
2		24.9%	145
3		15.8%	92
4 or more		38.4%	224
answered question			583
skipped question			5



### 6. Do you currently own any other breed of horses?

		Response Percent	Response Count
Yes		60.0%	350
No		40.0%	233
answered question			583
skipped question			5




## 7. What other breeds of horse do you own?

		Response Percent	Response Count
American Quarter Horse		76.1%	267
American Saddlebred		1.7%	6
Appaloosa		10.3%	36
Arabian		8.3%	29
Morgan		2.6%	9
Pony		18.5%	65
Tennessee Walker		5.4%	19
Thoroughbred		10.0%	35
Warmblood		5.1%	18
Other (please specify)		24.2%	85
		<b>answered question</b>	<b>351</b>
		<b>skipped question</b>	<b>237</b>

















## 8. Does anyone else in your household ride/show horses?

		Response Percent	Response Count
Yes		70.1%	406
No		29.9%	173
		<b>answered question</b>	<b>579</b>
		<b>skipped question</b>	<b>9</b>




## 9. What type of school do you attend?

		Response Percent	Response Count
Public school		75.0%	434
Private school		13.3%	77
Home school		11.7%	68
answered question			579
skipped question			9





## 10. What other types of extracurricular activities/organizations are you involved with?

		Response Percent	Response Count
4-H		56.1%	325
FFA		18.7%	108
Student Council		11.9%	69
School Athletics		37.5%	217
AQHYA		17.8%	103
NRYHA		2.4%	14
Boy Scouts		1.2%	7
Girl Scouts		2.6%	15
Church		44.9%	260
Key Club		4.1%	24
DECA		1.6%	9
Big Brother/Big Sister		2.8%	16
FBLA/BPA		1.6%	9
National Charity League		0.2%	1
Local Volunteering		27.5%	159
Other (please list or explain)		26.8%	155
<b>answered question</b>			<b>579</b>
<b>skipped question</b>			<b>9</b>



### 11. How often do you handle/work/ride your horse in a week?

		Response Percent	Response Count
1-3 times		30.4%	175
4-5 times		36.8%	212
6-7 times		32.8%	189
answered question			576
skipped question			12



### 12. Who is the primary caregiver of your horse(s)?

		Response Percent	Response Count
You		47.7%	275
Your parents		23.3%	134
Your trainer		18.4%	106
Other (please specify)		10.6%	61
answered question			576
skipped question			12



### 13. Are your AjPHA friends in your primary circle of friends?

		Response Percent	Response Count
Yes		33.7%	194
No		66.3%	382
answered question			576
skipped question			12









### 14. Do you show your Paint Horse?

		Response Percent	Response Count
Yes		85.2%	491
No		14.8%	85
answered question			576
skipped question			12




### 15. Are you interested in showing but don't currently show?

		Response Percent	Response Count
Yes		74.1%	63
No		25.9%	22
answered question			85
skipped question			503







## 16. What keeps you from showing in APHA shows?

		Response Percent	Response Count
Don't have a show horse		27.1%	23
Don't have a trainer		14.1%	12
Don't have a trailer		23.5%	20
APHA shows are too far away		27.1%	23
I'm not ready for APHA shows		29.4%	25
<b>My horse is not ready for APHA shows</b>		<b>51.8%</b>	<b>44</b>
Intimidated by APHA shows		15.3%	13
Don't know how to get started		41.2%	35
<b>answered question</b>			<b>85</b>
<b>skipped question</b>			<b>503</b>













## 17. In which discipline do you exhibit?

		Response Percent	Response Count
Western		28.8%	141
English		4.9%	24
<b>Both</b>		<b>66.3%</b>	<b>324</b>
<b>answered question</b>			<b>489</b>
<b>skipped question</b>			<b>99</b>

## 18. How often do you show in a year?


















		Response Percent	Response Count
Zero		0.6%	3
1-2 times		4.9%	24
3-5 times		18.0%	88
6-9 times		23.1%	113
10-13 times		24.7%	121
<b>14 or more times</b>		<b>28.6%</b>	<b>140</b>
		<b>answered question</b>	<b>489</b>
		<b>skipped question</b>	<b>99</b>

## 19. Which Zone are you in?









		Response Percent	Response Count
1 - Alaska, British Columbia, Idaho, Montana, Oregon and Washington		8.6%	42
2 - Arizona, California, Hawaii, Nevada and Utah		11.0%	54
3 - Colorado, Kansas, Nebraska, North Dakota, South Dakota and Wyoming		6.5%	32
4 - New Mexico, Oklahoma and Texas		13.3%	65
<b>5 - Illinois, Iowa, Minnesota, Missouri and Wisconsin</b>		<b>13.7%</b>	<b>67</b>
6 - Alabama, Arkansas, Louisiana, Mississippi and Tennessee		5.7%	28
7 - Connecticut, Delaware, the District of Columbia, Maine, Maryland, Massachusetts, New Hampshire, New Jersey, New York, Pennsylvania, Rhode Island, Vermont, Virginia and West Virginia		9.0%	44
8 - Indiana, Kentucky, Michigan and Ohio		12.1%	59
9 - Caribbean Islands, Florida, Georgia, North Carolina and South Carolina		12.3%	60
10 - Alberta, Manitoba, Northwest Territories, Saskatchewan and Yukon		3.5%	17
11 - New Brunswick, Nova Scotia, Ontario, Prince Edward Island and Quebec		2.2%	11
12 - All European Countries		1.6%	8
13 - All South American Countries and Mexico		0.0%	0

14 - Australia, New Caledonia and New Zealand		0.4%	2
		<b>answered question</b>	<b>489</b>
		<b>skipped question</b>	<b>99</b>





## 20. What events do you show/ride your Paint Horse in?

		Response Percent	Response Count
Showmanship		82.4%	398
Horsemanship		72.7%	351
Hunter Under Saddle		65.2%	315
Hunt Seat Equitation		62.1%	300
Over Fences		15.9%	77
Halter		69.8%	337
Trail		61.5%	297
Western Pleasure		80.1%	387
Western Riding		29.0%	140
Cutting		2.1%	10
Reining		19.0%	92
Roping		4.1%	20
Working Cow Horse		3.7%	18
Speed Events (barrels, poles, etc.)		21.1%	102
Team Penning/Ranch Sorting		3.5%	17
Recreational/Trail Riding		25.7%	124
Other (please specify)		8.7%	42
		<b>answered question</b>	<b>483</b>

## 21. What types of shows do you typically show at?

		Response Percent	Response Count
Open shows		65.9%	319
4-H shows		48.3%	234
PAC-approved shows		27.1%	131
<b>APHA shows (within your state)</b>		<b>67.6%</b>	<b>327</b>
APHA shows (outside your state)		35.7%	173
Zone shows		25.2%	122
World Show		24.8%	120
Other (please specify)		15.3%	74
		<b>answered question</b>	<b>484</b>
		<b>skipped question</b>	<b>104</b>

## 22. What division(s) do you show in?

		Response Percent	Response Count
Walk-Trot		13.8%	67
Novice Youth		39.3%	190
13 & Under		24.6%	119
<b>14-18</b>		<b>62.0%</b>	<b>300</b>
		<b>answered question</b>	<b>484</b>
		<b>skipped question</b>	<b>104</b>








**23. Do you consider yourself to be knowledgeable about and actively involved in AjPHA?**

		Response Percent	Response Count
Yes to both		22.4%	127
<b>No to both</b>		<b>37.4%</b>	<b>212</b>
Yes, I'm knowledgeable, but NOT involved		34.7%	197
Yes, I'm involved, but NOT knowledgeable		5.5%	31
		<b>answered question</b>	<b>567</b>
		<b>skipped question</b>	<b>21</b>








**24. Does AjPHA offer enough programs and activities for you to be involved in?**

		Response Percent	Response Count
Yes		<b>58.6%</b>	<b>332</b>
No		41.4%	235
		<b>answered question</b>	<b>567</b>
		<b>skipped question</b>	<b>21</b>



**25. What are factors as a member, that keep you from being more actively involved in AjPHA?**

		Response Percent	Response Count
Cost		41.9%	98
Time		38.0%	89
Work		6.0%	14
Too competitive		9.8%	23
<b>Location of events</b>		<b>67.1%</b>	<b>157</b>
Don't know how to be more involved		45.7%	107
Other (please specify)		16.7%	39
		<b>answered question</b>	<b>234</b>
		<b>skipped question</b>	<b>354</b>



## 26. What AjPHA programs/activities are you involved in?

		Response Percent	Response Count
Photo contest		12.0%	40
Art contest		6.9%	23
Essay contest		4.5%	15
Leadership roles		14.5%	48
<b>Showing</b>		<b>71.4%</b>	<b>237</b>
Judging Contest		8.7%	29
Other (please specify)		20.5%	68
		<b>answered question</b>	<b>332</b>
		<b>skipped question</b>	<b>256</b>







## 27. What services or activities would you like to see AjPHA offer?

		Response Percent	Response Count
<b>I'm satisfied with what AjPHA currently offers.</b>		<b>69.2%</b>	<b>391</b>
Other (please list or explain)		30.8%	174
		<b>answered question</b>	<b>565</b>
		<b>skipped question</b>	<b>23</b>







## 28. Are you a member of an AJPFA or APHA regional club?

		Response Percent	Response Count
Yes		55.5%	312
No		44.5%	250
<b>answered question</b>			<b>562</b>
<b>skipped question</b>			<b>26</b>



## 29. What would make you join a regional club?

		Response Percent	Response Count
Friends being members		42.2%	106
Shows available		57.0%	143
<b>Club location closer to me</b>		<b>61.4%</b>	<b>154</b>
Fun		50.6%	127
Skill development opportunities		39.8%	100
Other (please specify)		13.9%	35
<b>answered question</b>			<b>251</b>
<b>skipped question</b>			<b>337</b>





### 30. What type of club activities are you involved in?

		Response Percent	Response Count
Shows		91.7%	277
Fundraisers		46.0%	139
Community service		27.2%	82
Educational programs		17.9%	54
Presidential project		15.2%	46
Other (please specify)		6.3%	19
		<b>answered question</b>	<b>302</b>
		<b>skipped question</b>	<b>286</b>







### 31. Are you aware that there are sections specifically for youth (the "j Zone") in APHA's publications

		Response Percent	Response Count
Yes		70.8%	386
No		29.2%	159
		<b>answered question</b>	<b>545</b>
		<b>skipped question</b>	<b>43</b>





### 32. What APHA publication do you read for Youth information and related articles?

		Response Percent	Response Count
Paint Horse Journal (monthly)		21.3%	116
Paint Horse Connection (quarterly)		24.2%	132
<b>I read both equally</b>		<b>36.0%</b>	<b>196</b>
I read neither of them		18.5%	101
<b>answered question</b>			<b>545</b>
<b>skipped question</b>			<b>43</b>



### 33. What type of youth-specific "j" Zone articles do you like? Or would like to see?

		Response Percent	Response Count
Member profiles		38.7%	211
<b>Training tips</b>		<b>72.8%</b>	<b>397</b>
Horse health and management info		51.4%	280
Issues facing horse kids and teens		48.1%	262
College info and collegiate/varsity riding opportunities		60.4%	329
Other (please explain)		5.9%	32
<b>answered question</b>			<b>545</b>
<b>skipped question</b>			<b>43</b>










### 34. What changes would you like to see in the "j" Zone sections?

		Response Percent	Response Count
Different types of articles		32.5%	177
Articles that cover different groups of members		35.8%	195
<b>More articles</b>		<b>48.6%</b>	<b>265</b>
Other (please specify)		9.2%	50
		<b>answered question</b>	<b>545</b>
		<b>skipped question</b>	<b>43</b>






### 35. Do you have any story ideas?

		Response Percent	Response Count
No		84.2%	459
Yes		15.8%	86
		If yes (please detail)	83
		<b>answered question</b>	<b>545</b>
		<b>skipped question</b>	<b>43</b>





### 36. How do you get news about AjPHA and APHA?

		Response Percent	Response Count
Parents		45.0%	235
Visit AjPHA website		42.0%	219
Club leaders		14.9%	78
Friends		28.9%	151
My Zone representative		4.4%	23
<b>APHA publications</b>		<b>52.3%</b>	<b>273</b>
APHA/AjPHA Facebook		31.8%	166
Industry publications		7.1%	37
Other (please specify)		8.8%	46
<b>answered question</b>			<b>522</b>
<b>skipped question</b>			<b>66</b>

### 37. Do you like the new AjPHA website?

		Response Percent	Response Count
Yes		44.9%	232
No		1.0%	5
Somewhat		10.6%	55
Not aware it changed		22.1%	114
Never visited it		21.5%	111
<b>answered question</b>			<b>517</b>
<b>skipped question</b>			<b>71</b>






### 38. Is the new website easier to use to find information?

		Response Percent	Response Count
Yes		32.6%	170
No		2.1%	11
Somewhat		17.0%	89
<b>Don't know</b>		<b>48.3%</b>	<b>252</b>
<b>answered question</b>			<b>522</b>
<b>skipped question</b>			<b>66</b>



**39. What section(s) of the AjPHA website do you like the most? Rank each choice "Most favorite" to "Least favorite".**

	1 Most favorite	2	3	4	5	6	7	8	9 Least Favorite	Resp Co
AjPHA (Welcome/How to Join)	14.9% (75)	13.7% (69)	13.9% (70)	15.3% (77)	<b>22.6%</b> <b>(114)</b>	4.0% (20)	5.2% (26)	4.4% (22)	6.2% (31)	
Programs	13.6% (69)	19.3% (98)	14.2% (72)	13.8% (70)	<b>22.9%</b> <b>(116)</b>	7.3% (37)	3.4% (17)	3.0% (15)	2.6% (13)	
Clubs	12.4% (62)	14.8% (74)	15.2% (76)	16.2% (81)	<b>24.0%</b> <b>(120)</b>	6.8% (34)	3.6% (18)	2.6% (13)	4.2% (21)	
Leadership	14.9% (74)	13.5% (67)	14.7% (73)	13.9% (69)	<b>22.4%</b> <b>(111)</b>	6.5% (32)	5.4% (27)	4.0% (20)	4.6% (23)	
Events	<b>29.2%</b> <b>(145)</b>	15.1% (75)	14.3% (71)	12.7% (63)	19.6% (97)	3.0% (15)	2.0% (10)	0.8% (4)	3.2% (16)	
Show/Ride	<b>40.5%</b> <b>(205)</b>	17.0% (86)	10.7% (54)	7.9% (40)	14.8% (75)	2.4% (12)	2.6% (13)	1.6% (8)	2.6% (13)	
Fun Zone	<b>28.8%</b> <b>(145)</b>	15.3% (77)	12.9% (65)	12.1% (61)	18.1% (91)	3.4% (17)	3.8% (19)	2.2% (11)	3.4% (17)	
"j" Snap Shots	<b>38.0%</b> <b>(192)</b>	14.5% (73)	9.3% (47)	10.7% (54)	16.6% (84)	1.6% (8)	2.2% (11)	3.4% (17)	3.8% (19)	
Forms	10.0% (50)	13.2% (66)	15.4% (77)	13.0% (65)	<b>22.4%</b> <b>(112)</b>	3.2% (16)	5.6% (28)	4.0% (20)	13.2% (66)	
<b>answered question</b>										
<b>skipped question</b>										



#### 40. Which social media to you use?

		Response Percent	Response Count
Facebook		84.7%	439
MySpace		10.4%	54
Twitter		6.9%	36
Forums		14.5%	75
Blogs		6.2%	32
<b>answered question</b>			<b>518</b>
<b>skipped question</b>			<b>70</b>









#### 41. Are you a "fan" of AjPHA's Facebook?

		Response Percent	Response Count
Yes		47.1%	244
No		52.9%	274
<b>answered question</b>			<b>518</b>
<b>skipped question</b>			<b>70</b>

#### 42. Are you a "follower" on Twitter?

		Response Percent	Response Count
Yes		4.8%	25
No		95.2%	493
<b>answered question</b>			<b>518</b>
<b>skipped question</b>			<b>70</b>

### 43. Please fill in your contact information

		Response Percent	Response Count
Name:		99.8%	428
Address 1:		97.2%	417
Address 2:		3.5%	15
City/Town:		98.1%	421
State/Province:		98.6%	423
ZIP/Postal Code:		97.9%	420
Country:		95.8%	411
Email Address:		96.5%	414
<b>answered question</b>			<b>429</b>
<b>skipped question</b>			<b>159</b>